


The Journey Home



THIS BOOK BELONGS TO:



A poha the o'opu has traveled all around.
Now that his travel is over, he's going homeward bound.
Swimming by he sees a sign,
"Home – 5 Miles" leave the ocean behind.
"It's been fun living in a clear blue sea,
I'm glad to be going home," he said, "Why don't you join me!"



But wait, what's this? The stream entrance is clogged.
Junk and gunk are everywhere, this water is really fogged.
On his way up he asks an opae,
who just so happened to be passing by,
“What’s with all this opala I see all around?”
“Brah, I dunno, but there’s a lot to be found!
I don’t really know where all this junk comes from,
but it sure makes the place look pretty much like a slum.”

Help Apoha find the following words:

RECYCLE
COMPOST
STENCIL


PET WASTE
ENVIRONMENT
APOHA

PROTECT
JOURNEY
OPAЕ

G E O R S T L N E H Q Z P R
B N S P E T W A S T E P Y J
J V T R A P C R I T K R C O
O I G E C E R D L I L E D U
U R E C O M P O S T R C S R
R O B Y P O F C T F N Y T N
N N G C G B V P G E P C E I
E M H L N S A G S T C J N B
Y E I E T E N T E P W T C N
I N C I P J A P O H A E I J
K T Z H O A P I B O A R L E

Caring for the environment is like taking a journey – you’ve got to start somewhere! And for us, the journey

begins with some really simple ways where you can start to care for your environment. Come along!





Together, they begin to swim up stream, to get through the pollution that's their dream.
Through the trash, they make their way. If they could get through it, it would make their day.
Up, up, up the stream they continue to go, dodging wrappers, bottles and cans, to and fro.
And just when things are starting to look bright, POOF! Uh Oh! Looks like someone turned out the light!

**Who's got a long journey home?
Connect the dots and find out.**



Caring for the environment begins right in your back yard! Just remember:

Cover Up – Covering up prevents soil and debris from leaving your property.

Read The Label – Read and follow the labels on pesticides. That's the law.


Pick It Up – Remove and dispose of your pet's waste.

Yard Makeover – When doing yard work, dispose of grass and tree cuttings as green waste, or turn it into compost.



START

All the trash has created quite a maze. Can you help Apoha find his way?





END

“Hey! Did someone ‘round here just turn off the sun?
Does anyone know what’s up? Anyone?”

“Hey! Look, up there,”
said the opae, in despair.

A blanket of dirt has covered the stream.

Making it look like a creepy bad dream.

“To get to the bottom of this, I’m going up top.”

“Whatever it is, it sure has to stop!”



This picture could be a lot more colorful if you were to give it your artistic touch.




Sometimes, what's good for the neighborhood is also good for the environment. For example:

Keep It Clean – Keep your sidewalk, curbs and gutters in front of your home clean.

Get Involved – Stencil storm drains with “No Dumping, Drains To Ocean,” and keep household cleaning products from becoming hazardous waste.

Do It Right – Do not pour paint down storm drains. Allow water-based paint cans to dry completely before disposing.



An illustration showing a boy in the background washing a car with a hose and sponge. In the foreground, a girl with brown hair, wearing a green shirt and blue shorts, is holding a red soda can and a white bento box. She has a concerned expression. The scene is outdoors with a concrete wall, a green trash can, and some litter on the ground. The lighting is soft, suggesting dusk or dawn.

As he looks up he sees a girl,
empty bento in hand,
ready to throw it,
along with a crumpled soda can.

“Stop! Think, before that rubbish you fling,
don’t you know the kind of damage you’d bring?
You’ve learned, I’m sure, there’s proper places to put all your stuff.
It’s the same with litter. Put it in trash cans, they’re not used often enough!”

“Oh my,” said the girl, “I wasn’t thinking, I’m sorry.
From now on, I’ll remember your advice, don’t worry.”

“Mahalo! Remember, whatever you dump ends up in the ocean,
And for us who live there, it’s a real scary notion.”


Solving this crossword is easy if you've learned the 9 pollution tips in this book.

ACROSS

1. Use it on household pests, not on the environment.
2. Read and follow. It's the law.
3. _____ your car on a grassy area.
4. It may be liquid also, but it just doesn't mix with water.
5. This member of your family needs help picking up its waste.
6. After yard work, gather and turn into compost.

DOWN

1. "Dump No Waste, _____ Our Waters."
7. Dispose properly after using _____-based paint.
8. Keep the _____, curbs and gutters lean around your house.
9. _____ up to prevent soil from leaving your yard.



- Across
1. PESTICIDE
 2. LABEL
 3. WASH
 4. OIL
 5. PET
 6. GRASS
- Down
1. PROTECT
 7. WATER
 8. SIDEWALK
 9. COVER


And finally, a couple of useful car tips:

Don't Be An Oil Drip – See an auto professional who changes and disposes used motor oil. If you do it at home, use an oil change box and absorbents such as kitty litter to soak up leaks and spills, sweep up and dispose in the trash.

Car Wash – Use a commercial car wash that recycles its used water or wash your car on the grass or direct the water to a grassy area and away from storm drains. If you wash your car on a City street, use plain water, a hose with a nozzle, bucket, and sponge.



Now that he's made his long homeward trek,
Apoha's got a message on which we can reflect,
"We all have to live here, sharing this land,
and keeping it clean is something we can do hand in hand.
There are nine handy tips in this book, if you haven't heard.
Learn them, then go out and start spreading the word!"





So there you go!

-Nine really simple ways that you can care for our 'aina,
and become an Everyday Clean Water Hero!

Clean Water


EVERYDAY CLEAN WATER PLEDGE

Your Name

Parent or Guardian Signature

Date

We pledge to be everyday clean water heroes who will protect and conserve water starting with the 9 pollution prevention tips that we read in "The Journey Home."



Illustrations Michael Furuya, Graphic Design by Design Asylum

Creative team:

Iwalani Sato, Storm Water Quality Community Relations Specialist, City and County of Honolulu, Department of Environmental Services
Gerald Takayesu, P.E., Storm Water Quality Branch Head, City and County of Honolulu, Department of Environmental Services
Lawana Collier, Public Participation Coordinator, State of Hawaii Department of Health Clean Water Branch, Polluted Runoff Control Program
Mike Yamamoto, State Biologist, State of Hawaii Department of Land and Natural Resources, Division of Aquatic Resources
Audrey Shileikis, NPS Coordinator, Environmental Protection Agency Region 9
Lowell Gillia, Leslie Tamonte, Arnie Yew and Michael Furuya

Sponsors:

Design, text, and illustrations funded by the City and County of Honolulu Department of Environmental Services. Funding for printing by the City and County of Honolulu Department of Environmental Services, Environmental Protection Agency Region 9, State of Hawaii Department of Health Polluted Runoff Program, and State of Hawaii Department of Land and Natural Resources, Division of Aquatic Resources.

Published by:

City and County of Honolulu, Department of Environmental Services. The copyright and all rights therein of all illustrations and text used in The Journey Home remain the property of the City and County of Honolulu, Department of Environmental Services. Permission is granted to make copies of "The Journey Home" provided that they are not made or distributed for profit or commercial advantage.

Print Production: Penmar Hawai'i Corporation
Printed in: Gunpo-Si, Kyunggi-do, Korea
Date of Production: June 2011
Job Number: 11-6762

