

HONOLULU ELECTIONS BY THE NUMBERS

2020 ELECTIONS
CITY & COUNTY OF HONOLULU



Table of Contents

Introduction	3
Summary	5
Registered Voters	6
Ballots Sent to Voters	6
Initial Ballot Packet Mail Dates	6
Ballots/Envelopes Received and Accepted	6
Places of Deposit	7
Voter Service Centers	7
Same-Day Registration	7
Ballot Submissions by Voting Method	8
Ballot Submissions, by Method - Primary and General Elections	9
United States Postal System	10
Ballot Envelopes Received from Postal System, Daily Totals - Primary Election	10
Ballot Envelopes Received from Postal System, Daily Totals - General Election	10
Places of Deposit	11
Ballot Envelopes Received from Places of Deposit, Daily Totals - Primary Election	11
Ballot Envelopes Received from Places of Deposit, by Location - Primary Election	11
Ballot Envelopes Received from Places of Deposit, Daily Totals - General Election	12
Ballot Envelopes Received from Places of Deposit, by Location - General Election	12
Voter Service Centers	13
Voter Service Centers, Daily Totals per Location - Primary Election	13
Voter Registration Updates at Voter Service Centers, Daily Totals per Location - Primary Election	13
Same-Day Voter Registration at Voter Service Centers, Daily Totals per Location - Primary Election	14
Voter Service Centers, Daily Totals per Location - General Election	15
Voter Registration Updates at Voter Service Centers, Daily Totals per Location - General Election	15
Same-Day Voter Registration at Voter Service Centers, Daily Totals per Location - General Election	16
Additional Processing and Services	17
Invalidated Ballot Envelopes	18
Invalidated Ballot Envelopes, by Type - Primary and General Elections	18
Ballot Envelope Signature Curing	19
Ballot Envelope Signature Curing, by Type and Method - Primary Election	19
Ballot Envelope Signature Curing, by Type and Method - General Election	19
Replacement Ballots	20
Replacement Ballot Requests Fulfilled, Primary Election Daily Totals	20
Replacement Ballot Requests Fulfilled, General Election Daily Totals	20
Undeliverable Mail	21
Undeliverable Mail by Type, Primary Election	21
Undeliverable Mail by Type, General Election	21
Accessibility / HTML Ballots	22
UOCAVA Voters	22
Language Ballots Issued	22
Special Needs	22

INTRODUCTION



Introduction

Aloha,

Passed by the legislature as House Bill 1248 HD1 SD2 CD1 and signed into law on June 25, 2019 by Governor David Ige, Act 136 transitioned Hawaii elections to universal vote-by-mail.

In just its first year of implementation, the City saw the highest number of voters participating in an election cycle. Turnout percentages against voter registration reversed a trend of overall declining participation that reached back to the mid-1990s.

Contained in these pages are metrics from the 2020 Elections showing receipt of votes cast by mail through the postal system, votes received through the network of regional ballot drop boxes, and votes cast at Voter Service Centers.

We trust that this information is useful to psephologists, as well as for the edification of future Honolulu election administrators.

We highlight that the City & County of Honolulu is responsible for voter registration, mailing, receipt and validation of ballot mail. The data presented herein represents a look at returned envelopes that were unopened throughout the Elections Division's processing operations.

While this compilation of data, percentages and charts convey a successful election, we hope it also provides a sense of the effort put forth by Office of the City Clerk, Honolulu Elections Division and the various City departments that provided their assistance to ensure the success of the 2020 Elections. We hope that universal vote-by-mail sets a positive trajectory for elections in Hawaii.



SUMMARY



Summary

Registered Voters

These totals reflect active and inactive voters. Inactive voter records are those in which an address issue has been identified. While these individuals remain technically registered to vote, an update to their voter registration record is required.

Primary 525,153
General 549,935

Ballots Sent to Voters

Primary 460,217
General 492,584

Initial Ballot Packet Mail Dates

Primary July 15-17, 2020
General October 5-6, 2020

Ballots/Envelopes Received and Accepted

The total number of ballots/envelopes received and accepted reflects validated ballot envelopes received through the postal system and ballot envelope drop boxes, and in-person voting totals.

Primary 275,852
General 385,756



Places of Deposit

The Honolulu Elections Division established Places of Deposit (POD) per Act 136, SLH 2019, providing voters with an alternate option to the United States Postal Service (USPS). There were eight Places of Deposit in the Primary Election. Four additional Places of Deposit were added for the General Election.

Ballot envelopes were collected daily during the voting period, excluding Sundays. Two to three teams, comprised of at least two staff members, conducted the daily collection of ballot envelopes. These teams adhered to procedures for the collection, security, and transportation of ballot envelopes. Collected ballot envelopes were returned to the Honolulu Elections Division's secure airport location for sorting and verification.

Places of Deposit Locations

- Waianae District Park
- Kapolei Hale
- Mililani Park & Ride
- Neal Blaisdell Park
- Kahuku District/Community Park
- Kaneohe District Park
- Hawaii Kai Park & Ride
- Honolulu Hale

Locations added for the General Election

- Bill Balfour Jr. Waipahu District Park
- Kalihi Valley District Park
- Kailua District Park
- Kanewai Community Park

Voter Service Centers

Voter Service Centers (VSC) were established at Honolulu Hale and Kapolei Hale from the 10th business day preceding the day of the election for both the Primary and General. VSCs were open to the public from Monday to Saturday, 8:00 a.m. to 4:30 p.m. and on Election Day from 7:00 a.m. to 7:00 p.m. The Honolulu Hale and Kapolei Hale sites were equipped with 24 and 25 accessible voting machines, respectively. Voting machines at both locations were cleaned after every use and spaced apart to prevent the spread of COVID-19.

In addition to accessible voting, services offered at both locations included the ability to register for the first time if voters missed the 30-day voter registration deadline, update voters' (name and address) information on their record and receive replacement ballots. (HRS§11-1)

Voter Service Center Turnout

Primary 3,169 (1.15% of voter turnout)
General 17,198 (4.46% of voter turnout)

Same-Day Registration

Individuals who are not registered to vote are able to register to vote and vote on the same day (HRS§11-15.2).

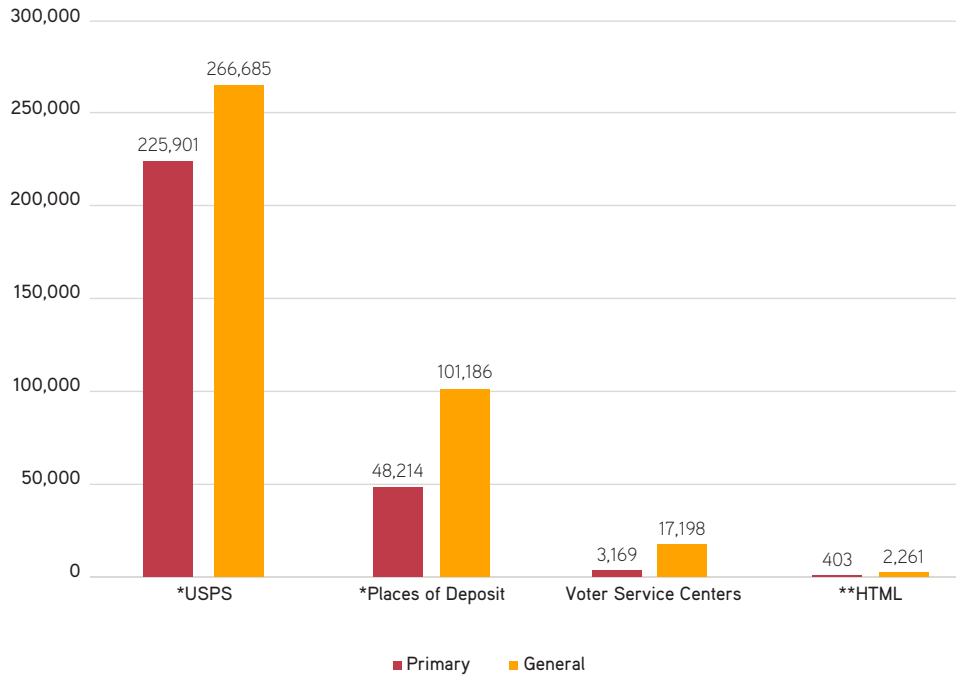
Primary 391
General 4,106

BALLOT SUBMISSIONS BY VOTING METHOD



Ballot Submissions by Voting Method

Ballot Submissions, by Method - Primary and General Elections



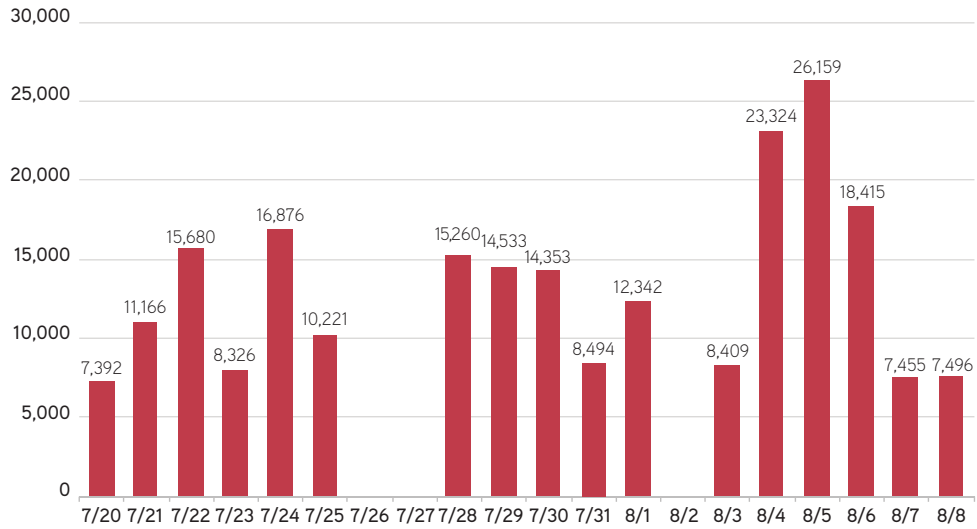
*Values here reflect receipt of ballot submissions prior to validation

**HTML voting, also referred to as electronic ballot delivery, is available to uniformed and overseas voters, voters with special needs and voters who request a replacement ballot within five days of the election.



United States Postal System

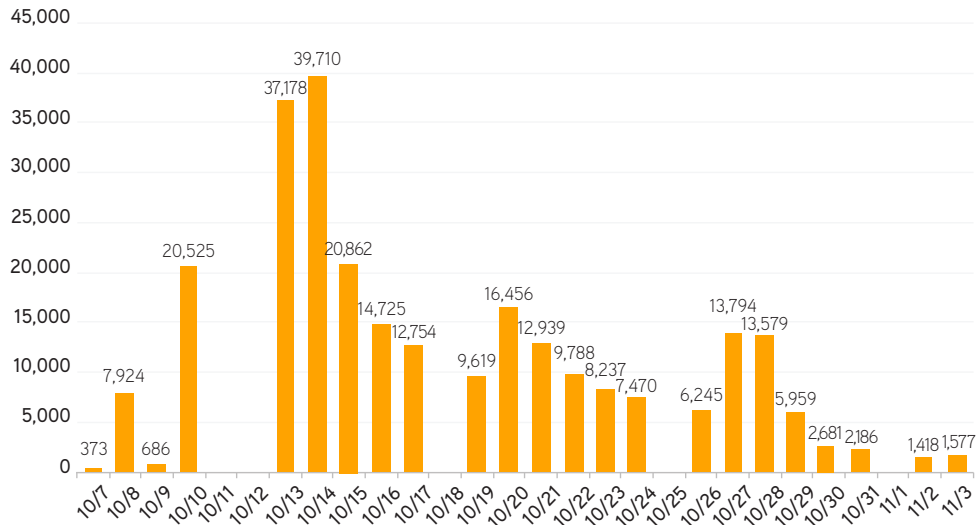
Ballot Envelopes Received from Postal System, Daily Totals - Primary Election



7/27 - Hurricane Douglas

Note: Except when noted, blank values for this and all subsequent daily charts reflect elections office closures.

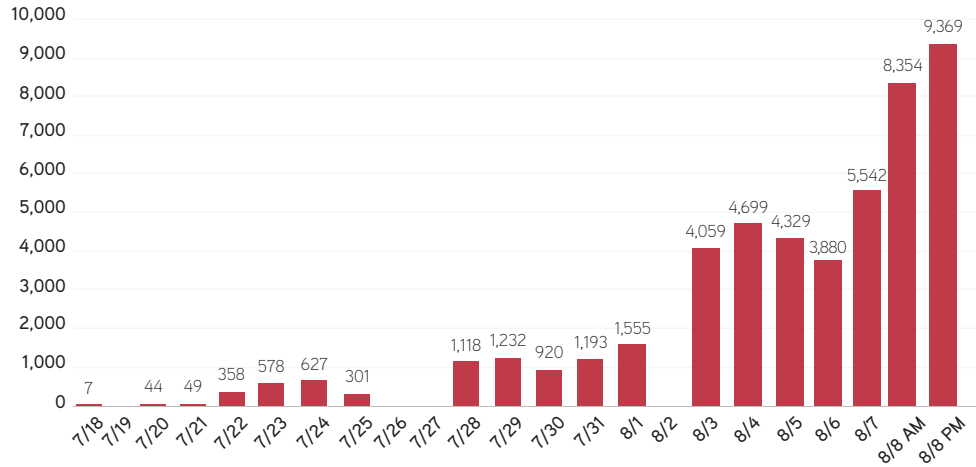
Ballot Envelopes Received from Postal System, Daily Totals - General Election



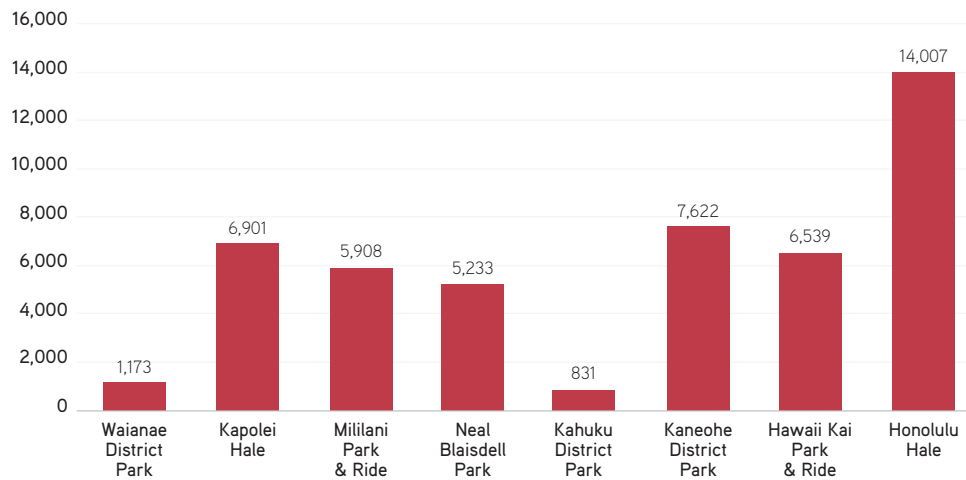
10/12 - USPS closed (Columbus Day holiday)

Places of Deposit

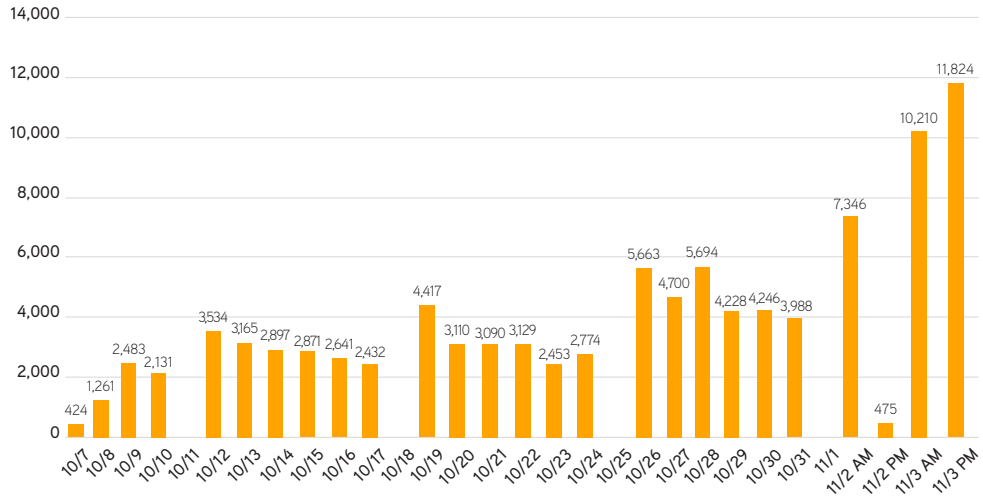
**Ballot Envelopes Received from Places of Deposit,
Daily Totals - Primary Election**



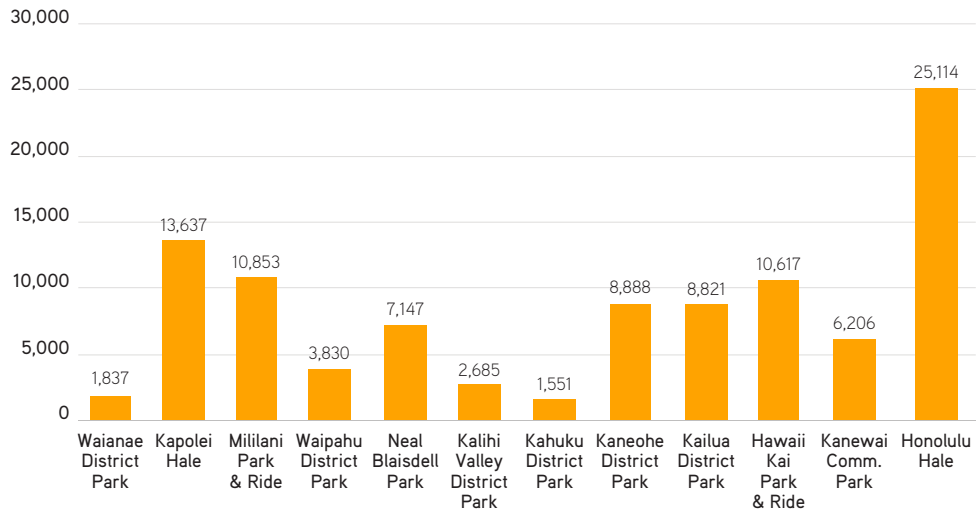
**Ballot Envelopes Received from Places of Deposit,
Totals by Location - Primary Election**



**Ballot Envelopes Received from Places of Deposit,
Daily Totals - General Election**

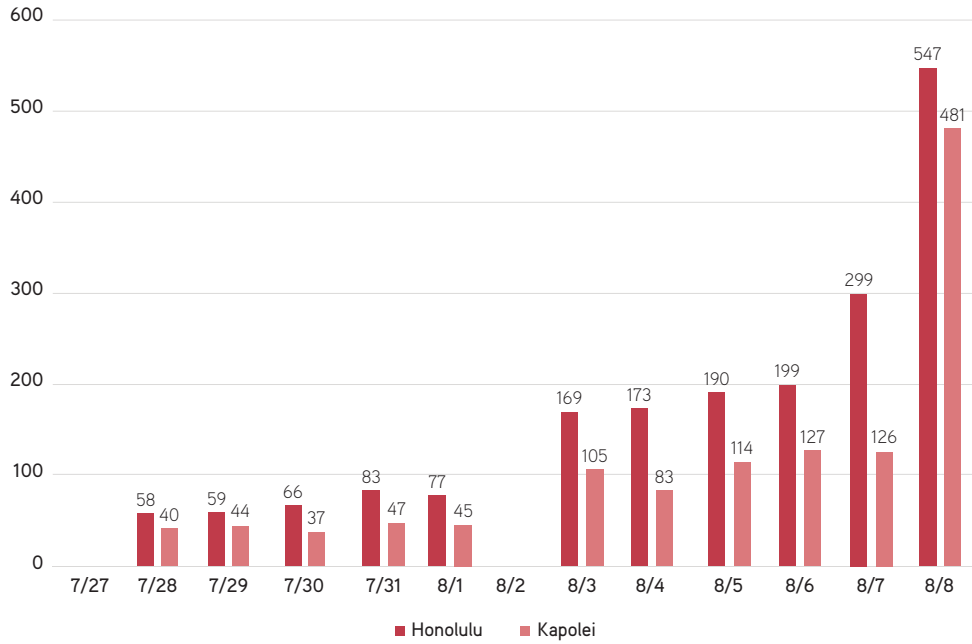


**Ballot Envelopes Received from Places of Deposit,
Totals by Location - General Election**

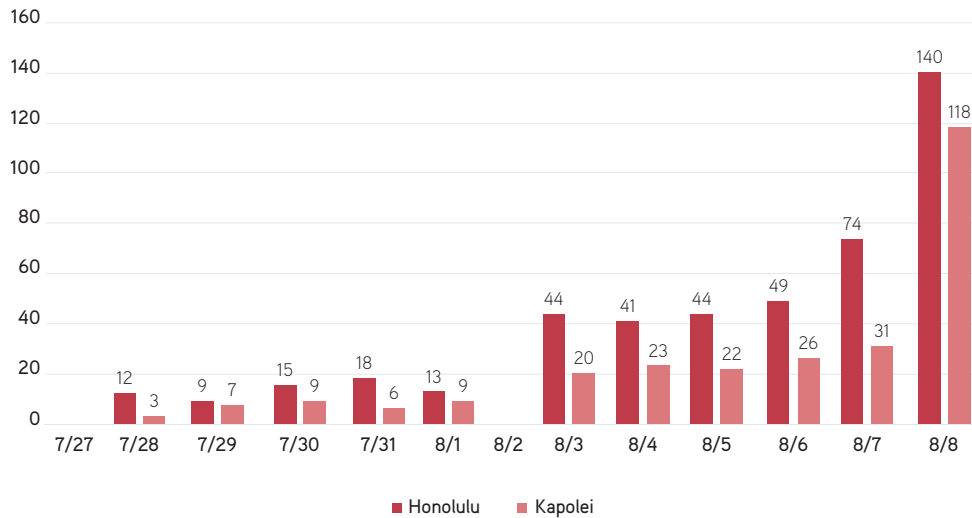


Voter Service Centers

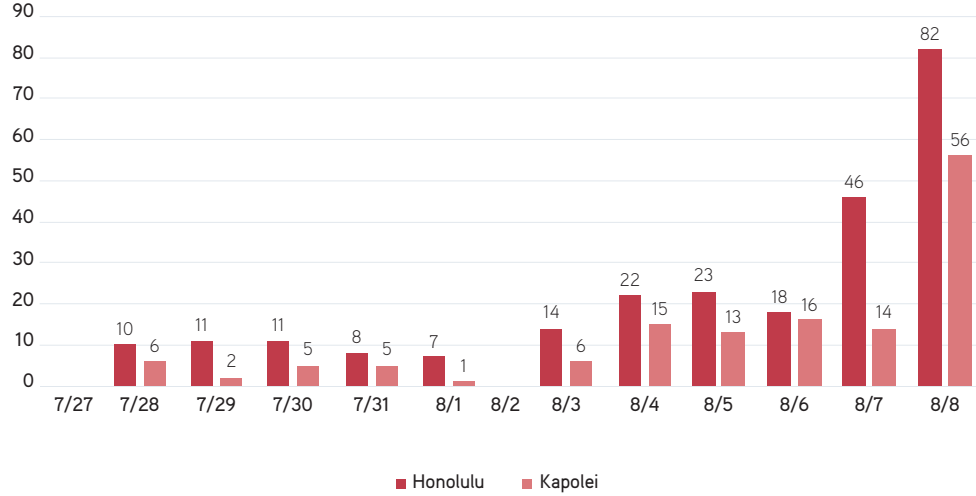
**Voter Service Centers,
Daily Totals per Location - Primary Election**



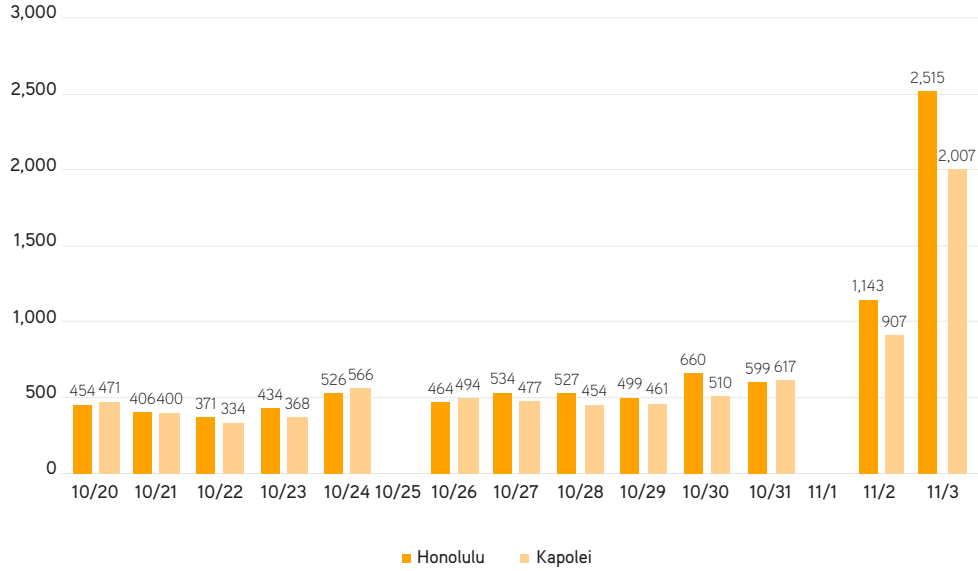
**Voter Registraton Updates at Voter Service Centers,
Daily Totals per Location - Primary Election**



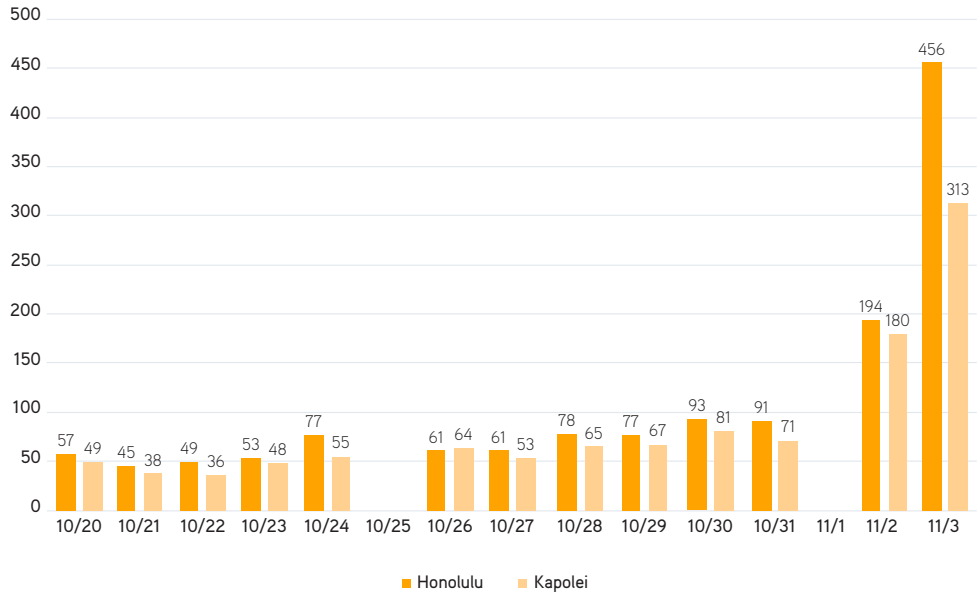
Same-Day Voter Registration at Voter Service Centers, Daily Totals per Location - Primary Election



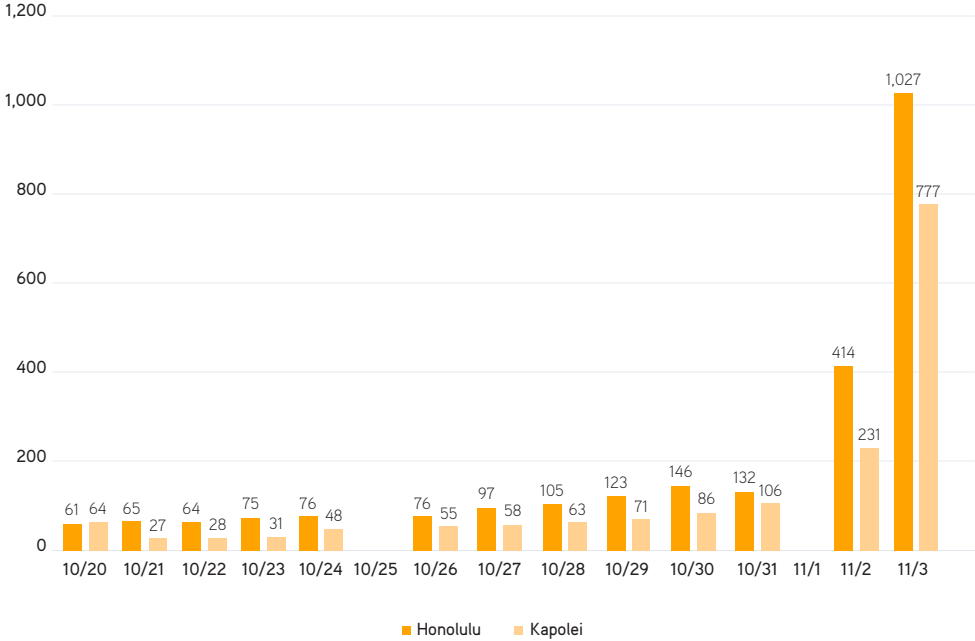
**Voter Service Centers,
Daily Totals per Location - General Election**



**Voter Registraton Updates at Voter Service Centers,
Daily Totals per Location - General Election**



**Same-Day Voter Registration at Voter Service Centers,
Daily Totals per Location - General Election**



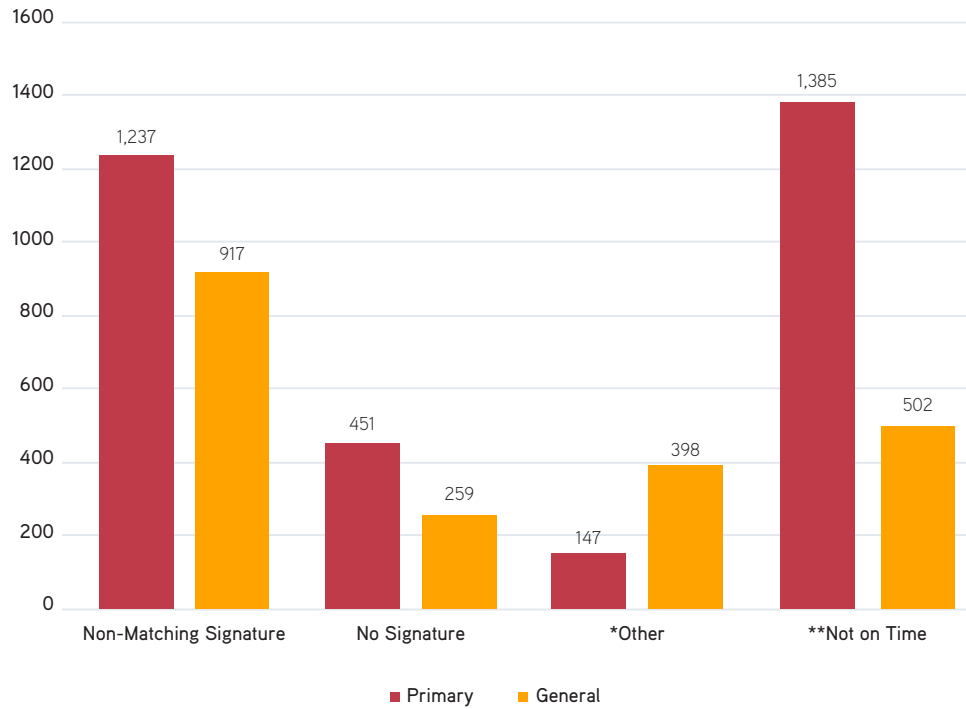
ADDITIONAL PROCESSING AND SERVICES



Additional Processing and Services

Invalidated Ballot Envelopes

Invalidated Ballot Envelopes, by Type - Primary and General Elections



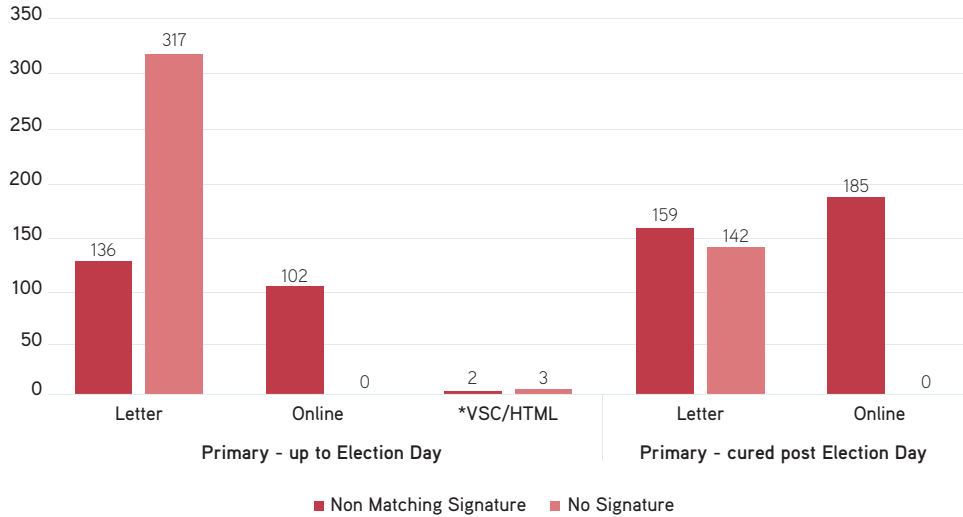
*This category covers ballots canceled due to voter-initiated cancellations or voter updates.

**Not on Time reflects ballot envelopes collected up to the 10th business day following Election Day.

Ballot Envelope Signature Curing

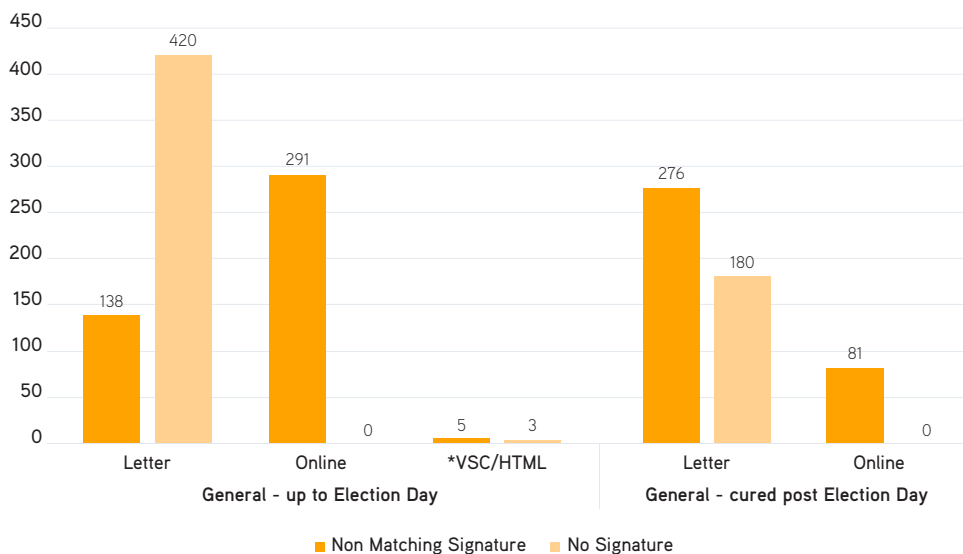
Voters whose ballot envelopes were received without a signature or a signature that was determined not to match the voter's signatures on file were contacted and allowed to provide information to remedy the invalid ballot envelope status. As provided by State Law, voters are allowed to cure an invalid ballot envelope up to five business days following the election. The online curing option was available for non-matching signature curing only.

Ballot Envelope Signature Curing by Type and Method, Primary Election



*Values under this category were individuals who received a cure letter but chose to vote at a Voter Service Center or with an HTML replacement ballot.

Ballot Envelope Curing by Type and Method, General Election

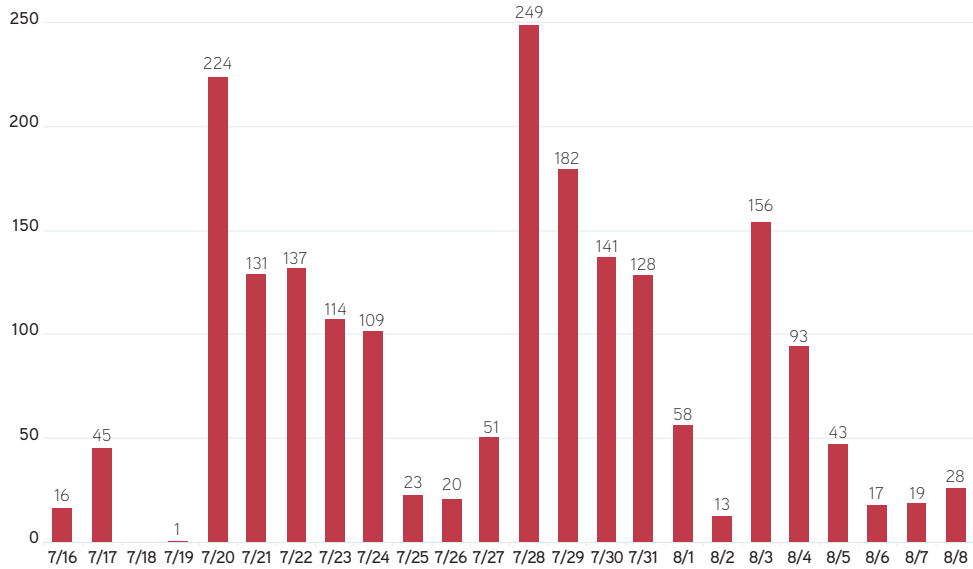


*Values under this category were individuals who received a cure letter but chose to vote at a Voter Service Center or with an HTML replacement ballot.

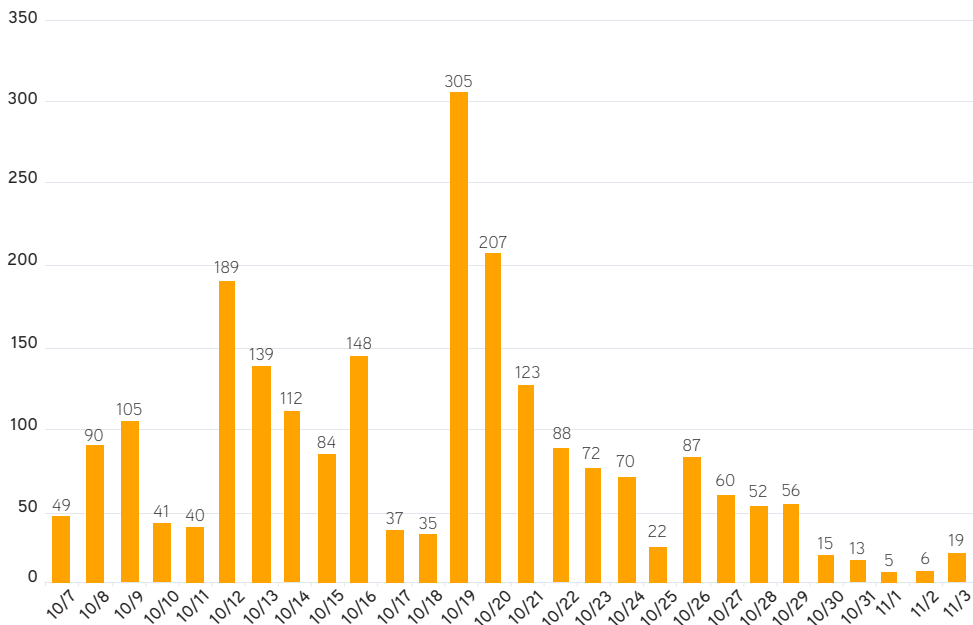
Replacement Ballots

Voters were provided replacements ballots if they spoiled or did not receive their ballot. Voters were able to request a replacement ballot by phone, in-person or online. Due to mail transit times, voters who requested physical (paper) replacement ballots within the last five days of the election were required to pick up the replacement or vote in-person at a Voter Service Center.

Replacement Ballot Requests Fulfilled, Primary Election Daily Totals



Replacement Ballot Requests Fulfilled, General Election Daily Totals



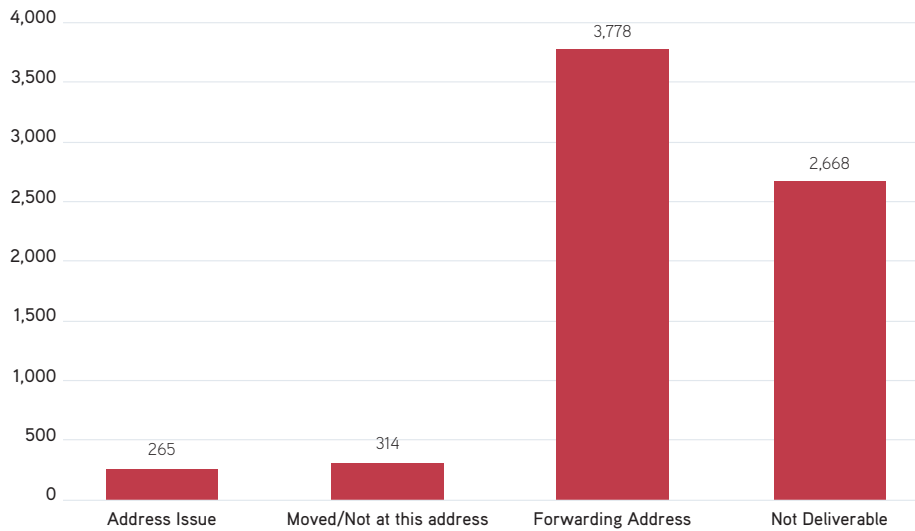
Undeliverable Mail

Undeliverable mail falls generally into the following broad categories:

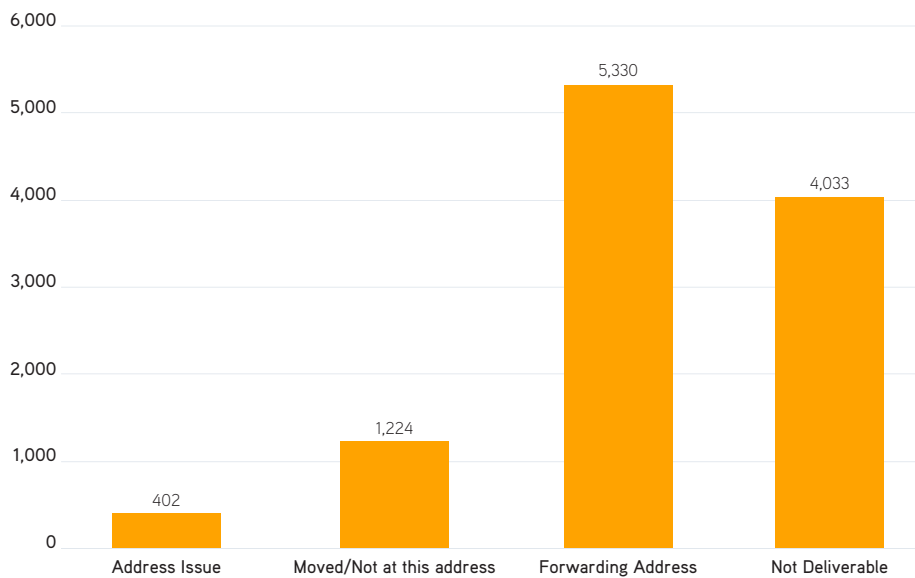
- Address Issues (No Such Number, No Such Street, Insufficient Address)
- Moved / Not at this Address
- Forwarding Address (pursuant to State Law, ballots cannot be forwarded)
- Not Deliverable (Not Deliverable as Addressed, Unable to Forward, Address Not Known, Vacant, No Mail Receptacle, Refused)

In the case of undeliverable mail, voters are registered but unable to vote until they provide an updated resident or mailing address.

**Undeliverable Mail by Type,
Primary Election**



**Undeliverable Mail by Type,
General Election**



Accessibility / HTML Ballots

UOCAVA Voters

The Uniformed and Overseas Citizens Absentee Voting Act (UOCAVA) allows members of the armed forces, their eligible family members and U.S. citizens residing outside the United States to register to vote and receive their ballots 45 days prior to Election Day and electronically (HTML), if so desired.

Primary:

Applications	1,396 (1,078 HTML ballot requests)
Voted	520

General:

Applications	3,544 (2,881 HTML ballot requests)
Voted	2,719

Language Ballots Issued

Section 203 of the Voting Rights Act requires election materials, such as ballots, to be available in the language of applicable minority groups as determined by the Census Bureau and a set formula. The most recent (2016) determinations of covered languages for the City & County of Honolulu consist of Chinese and Ilocano.

Primary:

Chinese language ballots issued	936
Ilocano language ballots issued	617

General:

Chinese language ballots issued	1,101
Ilocano language ballots issued	683

Special Needs

Pursuant to HRS§11-107, a voter with special needs may request a ballot be forwarded by electronic transmission. Voters who requested an HTML ballot for the Primary Election were not required to resubmit a request for the General Election.

Primary	10 voter requests
General	2 additional voter requests





WWW.HONOLULUELECTIONS.US

